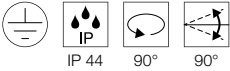
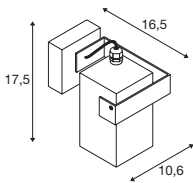
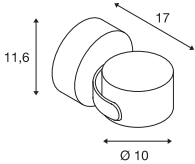


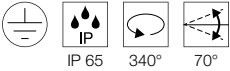
SITRA 360
CW, TCR-TSE



THEO BRACKET
CW



220-240V ~50/60Hz
Material: Aluminium / Glas



220-240V ~50/60Hz
Material: Aluminium / Glas



GX53 <9W
Ø: 7,5 cm L: 3,5 cm



LED GX53 | 6.1W | 120°
4000K | 490lm | EEK=G
6kWh/1000h



Art. Nr. 1005271



GU10 <7W
Ø: 5,1 cm L: 5,7 cm



LED GU10 51mm | 4W | 36°
2700K | 270lm | EEK=G
4kWh/1000h



Art. Nr. 1004972

Variante	Art. Nr.
1xGX53 ■ anthrazit	231515

Variante	Art. Nr.
1xGU10 ■ anthrazit	1004653

